

# Department Sales By Operator

Sorted For:- 08-Aug-2007 to 09-Aug-2007

Report Printed :- 10/01/2008 at 10:17 am



## .SHEILA

Group 0100 Retail Grocery

### 03 Biscuits

<u>PLU</u>	<u>Description</u>	<u>Qty</u>	<u>Total</u>	<u>% of Operators</u>
5000168136714	300g McV Plain Choc Digs PM119	1.00	£ 1.19	0.50%
5000168136769	300g McV Hobnobs PM79	1.00	£ 0.79	0.33%
5000168137292	9pk McV Penguin 9pk PM119	1.00	£ 1.19	0.50%
5000426178746	6pk Kit Kat 2F PM79	1.00	£ 0.79	0.33%
5011295084915	200g HS Ginger Nuts PM49	1.00	£ 0.49	0.21%
<b>.SHEILAS 03 Biscuits sales</b>		<b>5.00</b>	<b>£ 4.45</b>	<b>1.88%</b>

### 06 Soft Drinks ` No The Go`

<u>PLU</u>	<u>Description</u>	<u>Qty</u>	<u>Total</u>	<u>% of Operators</u>
5000347017568	500ml Ribena Blackcurrant	2.00	£ 1.29	0.55%
5000347027086	500ml Luco Sport Caf Boost 12/	2.00	£ 2.30	0.97%
5000347027376	288ml Ribena Blackcurrant PM55	1.00	£ 0.55	0.23%
5010102109544	500ml Drench Spring Water Sprt	2.00	£ 0.69	0.29%
5011295116333	250ml ES Energy Drink PM35	1.00	£ 0.31	0.13%
54491496	500ml Coke Diet Contour PET	1.00	£ 0.89	0.38%
<b>.SHEILAS 06 Soft Drinks ` No The Go` sales</b>		<b>9.00</b>	<b>£ 6.03</b>	<b>2.55%</b>

### 07 Soft Drinks ` Take Home`

<u>PLU</u>	<u>Description</u>	<u>Qty</u>	<u>Total</u>	<u>% of Operators</u>
5000177442950	2ltr Value Lemonade PET	1.00	£ 0.44	0.19%
5010102103931	1ltr Robinsons SPR Orange PM99	1.00	£ 0.99	0.42%
5010102103948	1ltr Robinsons SPR A/B PM99	1.00	£ 0.51	0.22%
5011295012567	1ltr Happy Shopper Juice Apple	1.00	£ 1.19	0.50%
<b>.SHEILAS 07 Soft Drinks ` Take Home` sales</b>		<b>4.00</b>	<b>£ 3.13</b>	<b>1.33%</b>

### 08 Canned Fruit

<u>PLU</u>	<u>Description</u>	<u>Qty</u>	<u>Total</u>	<u>% of Operators</u>
0024000024385	420g DM Apricot Halves in Syru	1.00	£ 0.87	0.37%
5010619331551	298g Trouthall G'Fruit/Syrup	1.00	£ 0.61	0.26%
<b>.SHEILAS 08 Canned Fruit sales</b>		<b>2.00</b>	<b>£ 1.48</b>	<b>0.63%</b>

### 09 Can/pkt Vegetables

<u>PLU</u>	<u>Description</u>	<u>Qty</u>	<u>Total</u>	<u>% of Operators</u>
5011295044018	410g HS Spaghetti PMP36	2.00	£ 0.72	0.30%
<b>.SHEILAS 09 Can/pkt Vegetables sales</b>		<b>2.00</b>	<b>£ 0.72</b>	<b>0.30%</b>

### 11 Canned Meat

<u>PLU</u>	<u>Description</u>	<u>Qty</u>	<u>Total</u>	<u>% of Operators</u>
0037600209571	340g Spam 340g	1.00	£ 1.89	0.80%
5011295035566	340g HS Corned Beef	1.00	£ 1.39	0.59%
<b>.SHEILAS 11 Canned Meat sales</b>		<b>2.00</b>	<b>£ 3.28</b>	<b>1.39%</b>

### 12 Crisps & Snacks

<u>PLU</u>	<u>Description</u>	<u>Qty</u>	<u>Total</u>	<u>% of Operators</u>
5000237091692	30g Nik Naks Rib n Saucy	1.00	£ 0.30	0.13%
5016451761112	31.8g Seabrook Orig Crinkle Cr	1.00	£ 0.29	0.12%

# Hourly Report By Group

Sorted For:- 01-Jan-2007 to 01-May-2007

Report Printed :- 10/01/2008 at 9:47 am



% in red are % of overall hour (reading down)

% in blue are % of overall group (reading across)

	07:00	08:00	09:00	10:00	11:00	12:00	13:00	14:00	15:00	16:00	17:00	18:00	19:00	20:00	Total
<b>Catering Grocery</b>	0.00 0.00% 0.00%	7.77 0.43% 3.99%	16.30 0.52% 8.37%	17.23 0.34% 8.84%	28.72 0.50% 14.74%	16.08 0.35% 8.25%	14.26 0.35% 7.32%	15.52 0.33% 7.97%	7.35 0.13% 3.77%	30.06 0.52% 15.43%	21.14 0.32% 10.85%	11.16 0.23% 5.73%	7.65 0.18% 3.93%	1.59 2.34% 0.82%	194.83 0.34% 100.00%
<b>Cigarettes</b>	6.86 6.42% 0.09%	273.81 15.06% 3.58%	289.12 9.25% 3.78%	529.43 10.31% 6.92%	619.00 10.76% 8.09%	630.23 13.56% 8.24%	657.92 16.19% 8.60%	670.63 14.45% 8.77%	724.16 12.70% 9.47%	677.86 11.66% 8.86%	1,080.77 16.24% 14.13%	637.37 13.11% 8.33%	844.90 20.24% 11.05%	4.89 7.19% 0.06%	7,646.95 13.52% 100.00%
<b>Confectionery</b>	63.48 59.38% 1.89%	64.83 3.57% 1.93%	152.76 4.89% 4.55%	233.04 4.54% 6.94%	631.01 10.96% 18.79%	200.73 4.32% 5.98%	275.84 6.79% 8.21%	341.32 7.35% 10.16%	283.44 4.97% 8.44%	338.44 5.82% 10.08%	262.07 3.94% 7.80%	258.40 5.31% 7.69%	245.20 5.87% 7.30%	7.87 11.57% 0.23%	3,358.43 5.94% 100.00%
<b>Frozen Food</b>	9.04 8.46% 0.30%	40.18 2.21% 1.32%	92.57 2.96% 3.04%	252.02 4.91% 8.28%	235.77 4.10% 7.75%	206.49 4.44% 6.79%	218.11 5.37% 7.17%	280.25 6.04% 9.21%	469.75 8.24% 15.44%	408.15 7.02% 13.41%	376.51 5.66% 12.37%	264.67 5.44% 8.70%	186.32 4.46% 6.12%	2.94 4.32% 0.10%	3,042.77 5.38% 100.00%
<b>Non-food</b>	0.00 0.00% 0.00%	128.62 7.07% 3.68%	162.15 5.19% 4.64%	308.69 6.01% 8.84%	379.09 6.59% 10.85%	195.14 4.20% 5.59%	318.89 7.85% 9.13%	359.14 7.74% 10.28%	391.53 6.87% 11.21%	340.03 5.85% 9.73%	330.14 4.96% 9.45%	384.41 7.91% 11.00%	195.79 4.69% 5.60%	0.32 0.47% 0.01%	3,493.94 6.18% 100.00%
<b>Provisions</b>	6.86 6.42% 0.10%	249.73 13.74% 3.55%	693.33 22.18% 9.86%	986.02 19.20% 14.02%	941.20 16.35% 13.38%	680.14 14.64% 9.67%	460.74 11.34% 6.55%	496.44 10.69% 7.06%	569.66 9.99% 8.10%	613.02 10.55% 8.72%	619.57 9.31% 8.81%	425.84 8.76% 6.05%	287.52 6.89% 4.09%	3.43 5.04% 0.05%	7,033.50 12.43% 100.00%
<b>Retail Grocery</b>	20.66 19.33% 0.11%	817.01 44.94% 4.23%	1,359.15 43.48% 7.04%	2,159.41 42.04% 11.19%	2,362.28 41.05% 12.24%	1,797.99 38.69% 9.32%	1,377.70 33.90% 7.14%	1,610.92 34.70% 8.35%	1,929.17 33.84% 9.99%	1,842.44 31.70% 9.55%	1,933.11 29.04% 10.02%	1,197.93 24.64% 6.21%	885.13 21.21% 4.59%	8.92 13.11% 0.05%	19,301.82 34.12% 100.00%
<b>Wines, Spirits, Beers</b>	0.00 0.00% 0.00%	236.20 12.99% 1.89%	360.32 11.53% 2.88%	650.55 12.67% 5.21%	558.21 9.70% 4.47%	920.20 19.80% 7.36%	740.65 18.22% 5.93%	867.58 18.69% 6.94%	1,325.02 23.25% 10.60%	1,561.72 26.87% 12.50%	2,033.37 30.55% 16.27%	1,682.61 34.60% 13.47%	1,521.32 36.45% 12.17%	38.06 55.95% 0.30%	12,495.81 22.09% 100.00%
<b>Total</b>	106.90 100.00% 0.19%	1,818.15 100.00% 3.21%	3,125.70 100.00% 5.53%	5,136.39 100.00% 9.08%	5,755.28 100.00% 10.17%	4,647.00 100.00% 8.21%	4,064.11 100.00% 7.18%	4,641.80 100.00% 8.21%	5,700.08 100.00% 10.08%	5,811.72 100.00% 10.27%	6,656.68 100.00% 11.77%	4,862.39 100.00% 8.60%	4,173.83 100.00% 7.38%	68.02 100.00% 0.12%	56,568.05 100.00% 100.00%

# Individual Product Sales

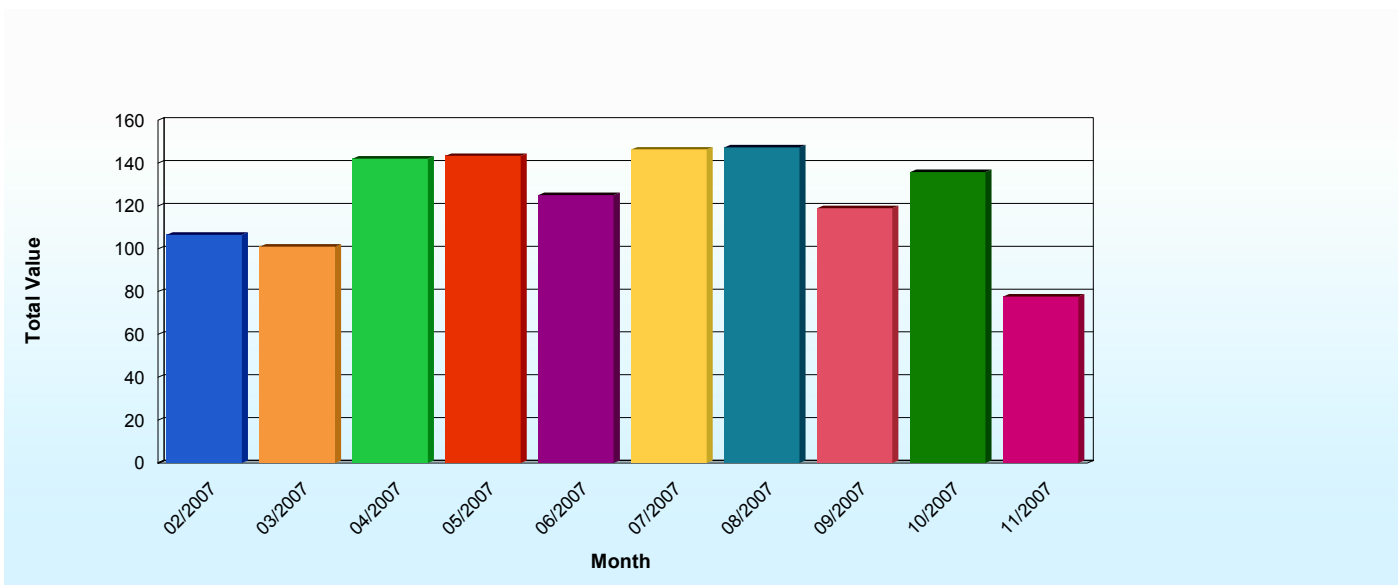
Sorted For:- 01-Jan-2007 to 01-May-2007

Report Printed :- 10/01/2008 at 9:59 am 5023686010045



## Free Range Eggs Medium

<u>Month</u>	<u>Qty</u>	<u>Total</u>	<u>Average</u>	<u>%</u>
February 2007	135.00	£ 106.57	£ 0.79	8.56%
March 2007	128.00	£ 101.04	£ 0.79	8.12%
April 2007	180.00	£ 142.12	£ 0.79	11.42%
May 2007	182.00	£ 143.38	£ 0.79	11.52%
June 2007	159.00	£ 125.13	£ 0.79	10.05%
July 2007	186.00	£ 146.38	£ 0.79	11.76%
August 2007	187.00	£ 147.41	£ 0.79	11.84%
September 2007	151.00	£ 118.89	£ 0.79	9.55%
October 2007	166.00	£ 135.88	£ 0.82	10.92%
November 2007	95.00	£ 77.74	£ 0.82	6.25%



# Top 5 Sorted By Quantity & Group



Sorted For:- 05-Feb-2007 to 12-Feb-2007

Printed:- 01/10/2008 at 10:10 am

## 0100 Retail Grocery

No	PLU		Qty	Total
1	F101	FRUIT AND VEG	108,070.00	£ 87,853.63
2	5060027200062	2 LTR SEMI SKIMMED	11,803.00	£ 13,756.74
3	5060027200055	LTR SEMI SKIMMED	9,636.00	£ 7,002.11
4	5010578003063	L/LEY YOGURT ASSORTED	5,236.00	£ 1,599.15
5	5060027200048	1/2 LTR SEMI SKIMMED	3,510.00	£ 1,461.96

## 0200 Provisions

No	PLU		Qty	Total
1	B109	CRUSTY WHITE ROLL	4,416.00	£ 1,402.33
2	5023686010021	Free Range Eggs Large	3,564.00	£ 3,299.69
3	B102	PETIT PAIN	3,379.00	£ 1,188.98
4	B107	CROISSANTS	3,241.00	£ 1,360.61
5	5010044000039	W/B Medium Sliced Bread	2,903.00	£ 3,149.62

## 0300 Catering Grocery

No	PLU		Qty	Total
1	5060045370327	NCG TOM & CREME FRAICHE SOUP	201.00	£ 379.70
2	5010975010022	Tunnocks Choc Caramel Wafer	127.00	£ 71.62
3	5060053210141	LAKELAND 80 TEA BAGS	94.00	£ 173.90
4	5016311130911	AJ's Orange Juice	84.00	£ 85.17
5	5019068592100	PANASONIC RED 9V	75.00	£ 85.30

## 0400 Frozen Food

No	PLU		Qty	Total
1	8000920500200	Walls Magnum Classic	547.00	£ 601.48
2	5011295102794	HS Firefighters PM65 15s	419.00	£ 272.14
3	5010228093604	McC Oven Chips Pm159	413.00	£ 656.35
4	8000920500217	Walls Magnum White	403.00	£ 442.53
5	5000116010530	BE Garden Peas lb	397.00	£ 591.23

## 0500 Confectionery

No	PLU		Qty	Total
1	P101	PICK AND MIX	4,768.00	£ 74,903.99
2	50173686	Wrigley Extra Spearmint 10pc	1,132.00	£ 335.04
3	50426942	Kit Kat 4 Finger	1,060.00	£ 325.70
4	50201730	Cad Fudge Std PM15	982.00	£ 145.97
5	5000159319829	Mars Bar	948.00	£ 330.39

## 0600 Cigarettes

No	PLU		Qty	Total
1	50431007	L&B KS	3,058.00	£ 14,895.21
2	50973613	Rizla Papers Green *	1,512.00	£ 354.76
3	50431410	L&B KS *	1,339.00	£ 3,334.42
4	50431014	L&B KS Gold	1,309.00	£ 6,374.39
5	50434619	Golden Virginia 12.5g	1,014.00	£ 2,860.98

## 0700 Wines, Spirits, Beers

No	PLU		Qty	Total
1	5035766180043	Fosters Lager 500ml	4,906.00	£ 3,793.44
2	5011295015063	Lynx Super	3,951.00	£ 5,292.03
3	5010017053345	Stella Art "La Grande Biere"	3,269.00	£ 3,899.97
4	5010017042110	Stella Artois 500ml	3,179.00	£ 3,023.93
5	5035766040088	Strongbow Cider	1,327.00	£ 1,098.71

# Stock Profits

Highlighting GP% Less Than 25.00%

Report Printed :- 10/01/2008 at 10:35 am



PLU	Description	Cost	Vat Rate	Price 1	Exclusive	Profit	GP%	Mu%
<b>0100 Retail Grocery</b>								
<b>01</b>	<b>01 Beverages</b>							
073455	Typhoo Tea 12/9	£ 0.53	0.00%	0.89	0.89	0.36	40.11%	66.98%
50114887	Gold Blend	£ 1.30	0.00%	1.59	1.59	0.29	18.30%	22.40%
50222445	Nescafe *	£ 1.10	0.00%	1.35	1.35	0.25	18.22%	22.28%
50243204	Nescafe *	£ 1.10	0.00%	1.35	1.35	0.25	18.22%	22.28%
0070177010690	Twinnings T/Bags Assam 50s	£ 1.22	0.00%	2.29	2.29	1.07	46.55%	87.09%
0070177010706	Twinnings T/Bag Darjeeling	£ 1.25	0.00%	2.29	2.29	1.04	45.50%	83.49%
0070177067779	Twinnings Pure Peppermint	£ 0.83	0.00%	1.15	1.15	0.32	27.65%	38.22%
0070177115715	TW Herb Echinea/Raspberry	£ 0.83	0.00%	1.15	1.15	0.32	27.65%	38.22%
0070177143305	Twinnings Everyday Teabags	£ 1.12	0.00%	2.29	2.29	1.17	51.09%	104.46%
0615357119352	Yorkshire Tea Bags 80s PM199	£ 1.60	0.00%	1.99	1.99	0.39	19.70%	24.53%
4006508122134	Melitta Filter Papers 1x4s	£ 0.55	17.50%	0.85	0.72	0.17	23.56%	30.81%
4006508123094	Melitta Filt Papers 1x2s	£ 0.55	17.50%	0.85	0.72	0.17	23.56%	30.81%
4006508200009	Melitta Filt Papers 1x2s	£ 0.55	17.50%	0.85	0.72	0.17	23.56%	30.81%
4006508200016	Melitta Filter Papers 1x4s	£ 0.55	17.50%	0.85	0.72	0.17	23.56%	30.81%
5000118001178	PG Tips Tea	£ 0.77	0.00%	0.99	0.99	0.22	22.63%	29.24%
5000118009624	PG Instant Tea	£ 1.93	0.00%	2.45	2.45	0.52	21.14%	26.81%
5000118082467	PG Tips Tea Bags Decaff 40s	£ 1.07	0.00%	1.39	1.39	0.32	22.95%	29.79%
5000118203602	PG Tips T/Bags Wallace/Gromit	£ 1.25	0.00%	3.09	3.09	1.85	59.71%	148.19%
5000118204609	PG Tips Py T/Bags 160s + Mug	£ 2.37	0.00%	3.09	3.09	0.72	23.20%	30.21%
5000136083989	Kenco R & G Med Roast *	£ 2.07	0.00%	2.49	2.49	0.43	17.07%	20.58%
5000136138979	Kenco R & G Med Roast *	£ 2.07	0.00%	2.49	2.49	0.43	17.07%	20.58%
5000136989083	Kenco R & G Med Roast *	£ 2.07	0.00%	2.49	2.49	0.43	17.07%	20.58%
5000183003916	Bournvita	£ 1.05	0.00%	1.39	1.39	0.34	24.60%	32.63%
5000183022467	Cad Highlights Hot Choc	£ 0.41	0.00%	0.55	0.55	0.14	24.91%	33.17%
5000183023747	Bournvita	£ 1.05	0.00%	1.39	1.39	0.34	24.60%	32.63%
5000183024935	Cad Milk Choc Break Twin Sch	£ 0.44	0.00%	0.59	0.59	0.15	24.75%	32.88%
5000183030707	Typhoo "QT"	£ 1.42	0.00%	1.75	1.75	0.34	19.14%	23.67%
5000183041505	Cad Chocolate Break	£ 1.47	0.00%	1.89	1.89	0.43	22.49%	29.01%
5000183063606	Cad Highlights Hot Choc	£ 0.41	0.00%	0.55	0.55	0.14	24.91%	33.17%
5000183078723	Cad Highlights Hot Choc	£ 0.41	0.00%	0.55	0.55	0.14	24.91%	33.17%
5000183078860	Cad Highlights Hot Choc	£ 0.41	0.00%	0.55	0.55	0.14	24.91%	33.17%
5000183081259	Typhoo "QT"	£ 1.42	0.00%	1.75	1.75	0.34	19.14%	23.67%
5000183909386	Bournvita	£ 1.05	0.00%	1.39	1.39	0.34	24.60%	32.63%
5000183936184	Cad Drinking Chocolate *	£ 1.04	0.00%	1.39	1.39	0.35	25.11%	33.53%
5000208000302	Tetley Tea Bags Decaff 40s	£ 1.16	0.00%	1.45	1.45	0.29	19.79%	24.68%
5000208001668	Tetley Extra Strong 80s	£ 0.33	0.00%	1.89	1.89	1.56	82.43%	469.28%
5000208002436	Tetley Tea Bags Decaff 40s	£ 1.16	0.00%	1.45	1.45	0.29	19.79%	24.68%
5000208002955	Quick Brew Tea Bags PM 1.19	£ 1.03	0.00%	1.19	1.19	0.16	13.19%	15.20%
5000208005666	Tetley 80s Tea Bags PM179	£ 1.47	0.00%	1.79	1.79	0.33	18.16%	22.18%
5000208014316	Tetley Tea Bags Reseal 160s	£ 2.83	0.00%	3.35	3.35	0.52	15.52%	18.37%
5000208023899	Tetley Herbal Camomile 20s	£ 0.22	0.00%	1.29	1.29	1.07	82.95%	486.36%
5000208024797	Quick Brew Tea Bags PM 1.19	£ 1.03	0.00%	1.19	1.19	0.16	13.19%	15.20%
5000208039340	Tetley T/Bag PM95 40s	£ 0.75	0.00%	0.95	0.95	0.20	21.16%	26.84%
5000208040087	Tetley T/Bg Reseal PM149 80s	£ 1.18	0.00%	1.49	1.49	0.31	20.67%	26.06%
5000208056743	Tetley T/Bgs Decaff 40 PM119	£ 0.92	0.00%	1.19	1.19	0.28	23.11%	30.05%
5000243717036	Gold Blend Decaffeinated	£ 2.63	0.00%	2.99	2.99	0.36	12.07%	13.73%
5000243719870	Gold Blend Decaffeinated	£ 2.63	0.00%	2.99	2.99	0.36	12.07%	13.73%
5000243722672	Nescafe *	£ 1.10	0.00%	1.35	1.35	0.25	18.22%	22.28%
5000243722689	Nescafe Decaffeinated *	£ 2.30	0.00%	2.69	2.69	0.39	14.35%	16.75%
5000243722856	Gold Blend Decaffeinated	£ 2.63	0.00%	2.99	2.99	0.36	12.07%	13.73%
5000243856704	Nescafe Decaffeinated *	£ 2.30	0.00%	2.69	2.69	0.39	14.35%	16.75%
5000243924502	Nescafe	£ 3.83	0.00%	4.49	4.49	0.66	14.72%	17.26%
5000243925202	Gold Blend Decaffeinated	£ 2.63	0.00%	2.99	2.99	0.36	12.07%	13.73%
5000347016691	Horlicks PM129	£ 0.98	0.00%	1.29	1.29	0.31	23.80%	31.23%
5000347063428	Horlicks Malt PM49 Twin*	£ 0.38	0.00%	0.49	0.49	0.11	21.84%	27.94%
5000347063435	Horlicks Malt Choc PM49 Twn*	£ 0.38	0.00%	0.49	0.49	0.11	21.84%	27.94%

# Stock Take Report ( Detailed )



Printed 10-Jan-2008 at 10:39 am

Item	Case Cost	Opening Stock	Stock In	Stock Out	Sales Since S/Take	Theoretical Stock *	Actual Stock	In at Cost	Sales at Cost	Stock At Cos
<b>01</b>										
<b>01 Beverages</b>										
Tetley 80s Tea Bags PM179	£ 8.79	19.00	138.00	0.00	258.00	-101.00	5.00	202.17	377.97	7.33
Tetley T/Bag PM95 40s	£ 8.99	5.00	192.00	0.00	237.00	-40.00	8.00	143.81	177.51	5.99
Tetley T/Bgs Decaff 40 PM119	£ 5.49	5.00	66.00	0.00	70.00	1.00	7.00	60.39	64.05	6.41
Horlicks PM129	£ 11.80	1.00	72.00	0.00	87.00	-14.00	10.00	70.78	85.52	9.83
Yorkshire Tea Bags 40s	£ 5.65	4.00	84.00	0.00	91.00	-3.00	9.00	79.13	85.72	8.48
HS Tea Bags Premium PM59 40:	£ 4.49	13.00	36.00	0.00	38.00	11.00	11.00	13.46	14.21	4.11
HS Hot Choc/Orange PM159	£ 0.49	8.00	0.00	0.00	4.00	4.00	4.00	0.00	0.33	0.33
HS Coffee Granules PM159	£ 14.39	7.00	72.00	3.00	68.00	8.00	8.00	86.33	81.53	9.59
Nescafe Cappuccino Unsweetd	£ 6.29	9.00	40.00	1.00	46.00	2.00	0.00	31.44	36.16	0.00
Cad Bournville Cocoa	£ 13.99	8.00	48.00	0.00	57.00	-1.00	15.00	55.97	66.46	17.49
Cad Drinking Chocolate	£ 12.49	4.00	72.00	0.00	73.00	3.00	15.00	74.95	75.99	15.62
Cad Highlights Jar PM149 6/5	£ 5.49	3.00	24.00	2.00	5.00	20.00	6.00	21.96	4.58	5.49
Ovaltine200g	£ 6.49	6.00	36.00	0.00	45.00	-3.00	8.00	38.95	48.69	8.66
Options Mint Madness Sticks	£ 0.99	34.00	30.00	0.00	34.00	30.00	30.00	0.99	1.12	0.99
Options Belg Choc Sticks	£ 6.75	19.00	120.00	0.00	126.00	13.00	13.00	27.00	28.35	2.93
Nescafe Gold Blend PM259	£ 12.99	5.00	210.00	1.00	235.00	-21.00	8.00	454.65	508.78	17.32
Nescafe Original PM219	£ 22.15	10.00	12.00	1.00	38.00	-17.00	0.00	22.15	70.15	0.00
Kenco Coffee Decaff PM299	£ 11.99	1.00	102.00	0.00	149.00	-46.00	8.00	203.80	297.70	15.98
Kenco Rappor PM199	£ 10.35	5.00	96.00	0.00	98.00	3.00	9.00	165.60	169.05	15.53
Kenco Really Rich PM259 6/5	£ 11.25	6.00	114.00	0.00	140.00	-20.00	0.00	213.75	262.50	0.00
Kenco Really Smth PM259 6/5	£ 11.25	8.00	90.00	1.00	113.00	-16.00	8.00	168.75	211.88	15.00
Max House Cof Granules PM199	£ 10.99	7.00	66.00	0.00	73.00	0.00	6.00	120.91	133.74	10.99
PG Tips Tea Bags 80s PM175	£ 6.99	5.00	138.00	1.00	171.00	-29.00	1.00	160.77	199.22	1.17
PG Tips 40s PM98	£ 9.49	5.00	156.00	0.00	176.00	-15.00	8.00	123.40	139.22	6.33
Twinings Earl Grey Tea Bags	£ 7.47	4.00	52.00	0.00	51.00	5.00	5.00	97.14	95.27	9.34
TWININGS CAMOMILE TEA BA	£ 5.34	7.00	12.00	0.00	15.00	4.00	4.00	10.68	13.35	3.56
STUTE WHITE GRAPE JUICE	£ 8.80	7.00	72.00	0.00	70.00	9.00	9.00	52.78	51.31	6.60
WILLOW WATER 1.5LTR	£ 5.00	2.00	126.00	0.00	118.00	10.00	10.00	104.96	98.29	8.33
SMOOTHIES ASSORTED	£ 9.04	1.00	0.00	1.00	64.00	-64.00	4.00	0.00	72.32	4.52

# Arrivals By Date

Sorted For:- 07-May-2007 to 07-Jun-2007

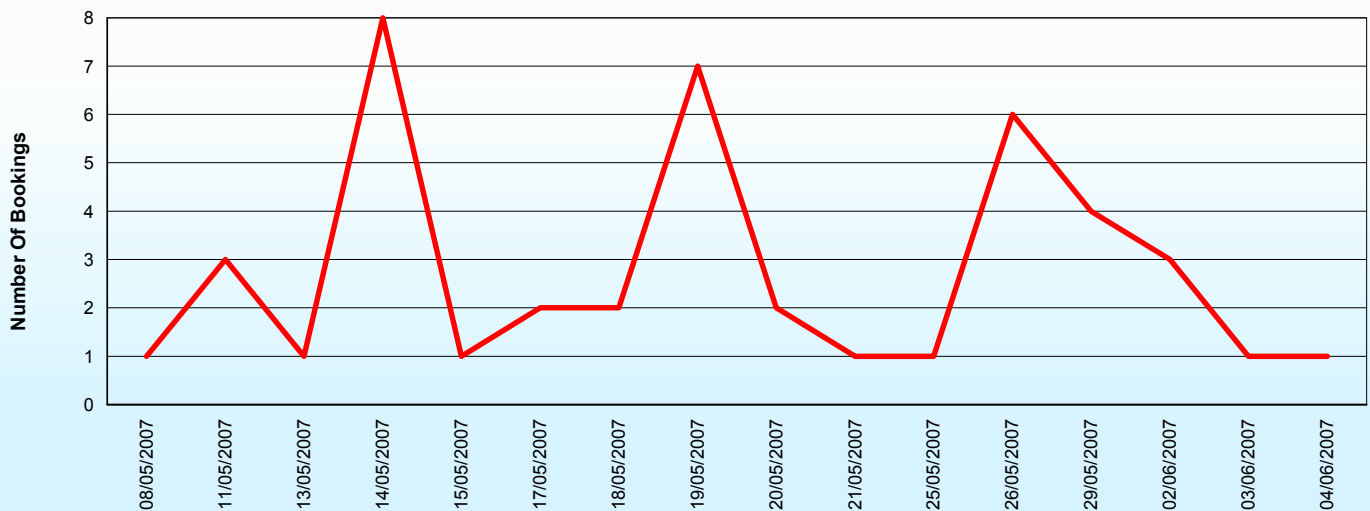
Report Printed :- 16/05/2007 at 12:40 pm



<u>Ref.</u>	<u>Name</u>	<u>Charge</u>	<u>Sheet</u>	<u>Nights</u>	<u>Departure</u>	<u>Status</u>
<b>Tuesday, 8 May, 2007</b>						
100146	Mr Damien Savage	1	7	3	11-May-07	Expected
						1
<b>Friday, 11 May, 2007</b>						
100058	Pat Lewis	1	17	2	13-May-07	Expected
100059	Mrs Caroline Curd	1	18	2	13-May-07	Expected
100562	Dr Greenwood	1	8	2	13-May-07	Expected
						3
<b>Sunday, 13 May, 2007</b>						
100458	Mr Gavin Bell	1	18	2	15-May-07	Expected
						1
<b>Monday, 14 May, 2007</b>						
100028	Mr Arbuthmott	1	12	1	15-May-07	Expected
100029	Mr Arbuthmott	1	14	1	15-May-07	Expected
100060	Mr David Lee	1	10	1	15-May-07	Expected
100061	Mr David Lee	1	11	1	15-May-07	Expected
100147	Mr Damien Savage	1	7	3	17-May-07	Expected
100191	Dewar	1	17	3	17-May-07	Expected
100604	Mr Adrian Rawlinson	1	8	1	15-May-07	Expected
100605	Mr Frank Shinnenan	1	9	1	15-May-07	Expected
						8
<b>Tuesday, 15 May, 2007</b>						
100321	Mr G Dewerq	1	2	2	17-May-07	Expected
						1
<b>Thursday, 17 May, 2007</b>						
100062	Dr Paul Smith	1	11	5	22-May-07	Deleted
100311	Gmiller	1	18	2	19-May-07	Expected
						2
<b>Friday, 18 May, 2007</b>						
100063	P Dixon	1	12	2	20-May-07	Deleted
100140	Mr Dixon	1	11	2	20-May-07	Expected
						2
<b>Saturday, 19 May, 2007</b>						
100064	Norris	1	18	1	20-May-07	Expected
100068	Edwards	1	20	1	20-May-07	Expected
100069	Edwards	1	22	1	20-May-07	Expected
100138	Mrs J. Ivell	1	12	1	20-May-07	Expected
100392	Mr Stephenson	1	1	2	21-May-07	Expected
100393	Mr Stephenson	1	3	2	21-May-07	Expected
100510	Donaldson	1	8	1	20-May-07	Expected
						7
<b>Sunday, 20 May, 2007</b>						
100299	Mr Mcintire	1	18	4	24-May-07	Expected
100300	Mr Tuor	1	17	4	24-May-07	Expected
						2
<b>Monday, 21 May, 2007</b>						
100591	Peter Evans	1	16	1	22-May-07	Expected

<u>Ref.</u>	<u>Name</u>	<u>Charge</u>	<u>Sheet</u>	<u>Nights</u>	<u>Departure</u>	<u>Status</u>
<b>Friday, 25 May, 2007</b>						
100511	David Armstrong	1	3	2	27-May-07	Expected
<hr/>						
<b>1</b>						
<b>Saturday, 26 May, 2007</b>						
100065	Fest Of Fools	1	9	6	1-Jun-07	Expected
100066	Fest Of Fools	1	10	6	1-Jun-07	Expected
100067	Fest Of Fools	1	11	6	1-Jun-07	Expected
100192	V.davenport	1	12	2	28-May-07	Deleted
100193	V. Davenport	1	12	2	28-May-07	Deleted
100481	Mr And Mrs Dyer	1	18	2	28-May-07	Expected
<hr/>						
<b>6</b>						
<b>Tuesday, 29 May, 2007</b>						
100070	Sue Stuart	1	20	4	2-Jun-07	Expected
100148	Mr Damien Savage	1	7	3	1-Jun-07	Expected
100195	Mr John Palmer	1	15	2	31-May-07	Expected
100353	Anne Bisson	1	17	1	30-May-07	Expected
<hr/>						
<b>4</b>						
<b>Saturday, 2 June, 2007</b>						
100157	Mr Sanjay Nazerali	1	18	1	3-Jun-07	Expected
100563	Mrs Firth	1	12	1	3-Jun-07	Expected
100564	Mrs Firth	1	14	1	3-Jun-07	Expected
<hr/>						
<b>3</b>						
<b>Sunday, 3 June, 2007</b>						
100117	Mrs Clarke	1	12	7	10-Jun-07	Expected
<hr/>						
<b>1</b>						
<b>Monday, 4 June, 2007</b>						
100149	Mr Damien Savage	1	7	3	7-Jun-07	Expected
<hr/>						
<b>1</b>						

**Bookings By Day**





# Account Sales Summary

Sorted For:- 05-Jul-2007 to 05-Aug-2007

Report Printed :- 10/01/2008 at 11:06 am




<u>Account</u>	<u>Name</u>	<u>Sales</u>	<u>Items</u>	<u>Total</u>	<u>Average</u>
31	Abbeyfield	17	158	£ 321.14	£ 2.03
35	Ashmeadow	16	67	£ 146.48	£ 2.19
41	Brenda	16	53	£ 69.20	£ 1.31
1	Delivery 1	8	66	£ 80.61	£ 1.22
10	Delivery 10	5	95	£ 118.26	£ 1.24
11	Delivery 11	6	85	£ 96.28	£ 1.13
12	Delivery 12	5	69	£ 88.30	£ 1.28
13	Delivery 13	5	55	£ 69.33	£ 1.26
14	Delivery 14	5	53	£ 54.39	£ 1.03
15	Delivery 15	5	115	£ 135.17	£ 1.18
16	Delivery 16	5	53	£ 98.56	£ 1.86
17	Delivery 17	5	59	£ 60.11	£ 1.02
18	Delivery 18	7	77	£ 136.53	£ 1.77
19	Delivery 19	8	58	£ 123.63	£ 2.13
2	Delivery 2	5	66	£ 81.49	£ 1.23
20	Delivery 20	2	18	£ 30.64	£ 1.70
21	Delivery 21	1	28	£ 30.67	£ 1.10
3	Delivery 3	6	72	£ 86.71	£ 1.20
4	Delivery 4	7	85	£ 99.36	£ 1.17
5	Delivery 5	6	79	£ 86.72	£ 1.10
6	Delivery 6	6	61	£ 77.23	£ 1.27
7	Delivery 7	7	72	£ 85.66	£ 1.19
8	Delivery 8	8	78	£ 114.41	£ 1.47
9	Delivery 9	7	74	£ 79.11	£ 1.07
37	Marion	6	19	£ 77.78	£ 4.09
28	Mum & Dad	34	97	£ 105.85	£ 1.09
33	Pat Clifford	34	178	£ 249.65	£ 1.40
42	Sarah	1	2	£ 1.42	£ 0.71
27	Sheila	30	131	£ 242.92	£ 1.85
29	Shop Canteen	46	48	£ 46.35	£ 0.97
30	Shop Cleaning	6	6	£ 8.60	£ 1.43
34	Warren Dempsey	4	19	£ 17.17	£ 0.90
36	Willowfield Hotel	20	82	£ 149.32	£ 1.82
32	Y H A	29	158	£ 199.46	£ 1.26
		<b>378</b>	<b>2,436</b>	<b>£ 3,468.51</b>	<b>£ 1.42</b>

# Housekeeping

Report Printed :- 16/05/2007 at 12:41 pm

For :- Saturday, 21 July, 2007

apollo crystal.



## Arriving

Arrival Departure	Name	No. Of People Status	Charge Sheet	Comments
21-Jul-07 22-Jul-07	Mr Harrington	2 Expected	1 2	

## Departing

Arrival Departure	Name	No. Of People Status	Charge Sheet	Comments
20-Jul-07 21-Jul-07	Mr Pierce	0 Expected	1 15	

## Occupied

Arrival Departure	Name	No. Of People Status	Charge Sheet	Comments
20-Jul-07 22-Jul-07	Miss Joanne Bradley	0 Expected	1 14	
28-Mar-07 29-Nov-08	Not Available	0 Extracted	1 13	
21-Apr-07 31-Dec-07	Not Available	0 Expected	1 19	
20-Jul-07 22-Jul-07	Webb	2 Expected	1 17	
20-Jul-07 22-Jul-07	Holbey	2 Expected	1 18	
20-Jul-07 22-Jul-07	Mrs Elaine Hackett	2 Expected	1 7	
20-Jul-07 22-Jul-07	Mrs Elaine Hackett	2 Expected	1 8	